

**Integra Essentia Limited (Formerly known as Integra Garments & Textiles Limited)**

**CIN: L74110DL2007PLC396238**

**Regd Off: 902, 9th Floor, Aggarwal Cyber Plaza-1, Netaji Subhash Place, New Delhi, North West, Delhi,-110034**

**Consolidated Balance Sheet as at 31 March 2023**

(in Lakhs)

Particulars	Note No.	As at 31-March-2023 Audited	As at 31-Mar-2022 Audited
<b>ASSETS</b>			
<b>Non-Current Assets</b>			
a) Property, Plant and Equipment	2	4,003.70	0.51
b) Other Intangible Assets	2	-	0.15
c) Financial Assets			
i) Investments	3	1,200.00	-
ii) Other Financial Assets	4	37.26	-
d) Deferred Tax Asset(Net)	15	0.27	-
<b>Current Assets</b>			
a) Financial Assets			
i) Investments	5	797.88	-
ii) Trade Receivables	6	1,034.79	789.70
iii) Cash and Cash Equivalents	7	550.72	38.72
iv) Bank Balances other than Cash and Cash Equivalents	8	5.70	5.35
v) Loans and Advances	9	8,264.29	0.35
vi) Other Financial Assets	10	100.60	0.60
b) Other Current Assets	11	101.40	852.91
<b>Total Assets</b>		<b>16,096.61</b>	<b>1,688.30</b>
<b>EQUITY AND LIABILITIES</b>			
<b>Equity</b>			
a) Equity Share Capital	12	4,570.33	1,089.97
b) Other Equity	13	2,970.55	(4,000.78)
		<b>7,540.88</b>	<b>(2,910.80)</b>
<b>LIABILITIES</b>			
<b>Non-Current Liabilities</b>			
a) Financial Liabilities			
(i) Borrowings	14	2.50	2.50
b) Deferred Tax Liabilities(Net)	15	-	0.01
<b>Current Liabilities</b>			
a) Financial Liabilities			
(i) Borrowings	16	2,845.00	2,872.03
(ii) Trade Payables			
Total outstanding dues of Micro & Small Enterprises	17	2,018.70	1,425.75
Total outstanding dues of creditors other than Micro & Small Enterprises	17	389.55	16.87
(iii) Other financial liabilities	18	168.11	163.57
b) Other Current Liabilities	19	3,073.66	117.48
c) Provisions	20	0.90	0.90
d) Current Tax Liabilities (Net)	21	57.30	-
<b>Total Equity and Liabilities</b>		<b>16,096.61</b>	<b>1,688.30</b>

The accompanying Notes 1 to 42 forms integral part of these Financial Statements

This is the Balance Sheet referred to in our report of even date

For A. K. Bhargav & Co.


Chartered Accountants


FRN : 034063N


(CA ARUN KUMAR BHARGAVA)  
(Proprietor)  
Membership No. 548396  
UDIN : 23548396BGXHOR3337  
Place: Delhi  
Date: April 27, 2023



  
Vishesh Gupta  
Managing Director  
DIN: 00255689

  
Manoj Kumar Sharma  
Director  
DIN:09665484

  
Pankaj Kumar Sharma  
Company Secretary  
PAN:GZFPS2953L

  
Deepankar Gambhir  
Chief Financial Officer  
PAN:AHWPG4570E

**Integra Essentia Limited (Formerly known as Integra Garments & Textiles Limited)**

**CIN: L74110DL2007PLC396238**

Regd Off: 902, 9th Floor, Aggarwal Cyber Plaza-1, Netaji Subhash Place, New Delhi, North West, Delhi,-110034

**Consolidated Statement of Profit & Loss Account for the Year Ended 31 March 2023**

(in Lakhs)


Sr. No.	Particulars	Note No.	Year Ended 31-Mar-23 Audited	Year Ended 31-Mar-22 Audited
1	Revenue from Operations	22	24,141.41	6,852.54
2	Other Income	23	408.73	8.28
3	<b>Total Income (1+2)</b>		<b>24,550.15</b>	<b>6,860.82</b>
4	<b>EXPENSES :</b>			
a.	Cost of Materials Consumed	24	-	-
b.	Purchases of Stock-in-Trade	25	23,561.67	6,641.80
c.	Change in inventory of finished goods, work in progress and stock in trade	26	-	-
d.	Employee Benefits Expense	27	49.53	20.02
e.	Finance Costs	28	0.64	4.57
f.	Depreciation and Amortisation Expense	2	2.60	0.12
g.	Other Expenses	29	218.21	85.46
	<b>Total Expenses</b>		<b>23,832.65</b>	<b>6,751.98</b>
5	<b>Profit Before Exceptional Items and Tax (3-4)</b>		<b>717.50</b>	<b>108.84</b>
6	Exceptional Items		-	-
7	Share in Profit (Loss) in Associate Entity accounted for Using Equity Method		6.20	-
8	<b>Profit/ (Loss) Before Tax (5-6)</b>		<b>723.70</b>	<b>108.84</b>
9	<b>Tax Expense/(Benefits):</b>			
i.	Current Tax		57.30	-
ii.	Deferred Tax	15	(0.27)	0.01
	<b>Total Tax Expense (i+ii)</b>		<b>57.03</b>	<b>0.01</b>
10	<b>Profit/(Loss) from continuing operations (7-8)</b>		<b>666.67</b>	<b>108.83</b>
11	<b>Profit/(Loss) from discontinuing operations</b>		-	-
12	<b>Tax Expenses from discontinuing operations</b>		-	-
13	<b>Profit/(Loss) from discontinuing operations (10-11)</b>		-	-
14	<b>Profit/(Loss) for the period (9+12)</b>		<b>666.67</b>	<b>108.83</b>
15	<b>Other Comprehensive Income :</b>			
A.)	(i) Items that will not be reclassified to Profit and Loss		-	-
	(ii) Income tax relating to items that will not be reclassified to profit or loss		-	-
B)	(i) Items that will be reclassified to profit and loss account		-	-
	(ii) Income tax relating to items that will be reclassified to profit or loss		-	-
16	<b>Total Comprehensive Income for the period (13+14)</b>		<b>666.67</b>	<b>108.83</b>
17	<b>Earnings per Equity Share of Rs. 1 each, previously 3 each</b>			
	Basic	30	0.15	0.10
	Diluted	30	0.35	0.10

The accompanying Notes 1 to 42 forms integral part of these Financial Statements

This is the Balance Sheet referred to in our report of even date

For A. K. Bhargav & Co.  
Chartered Accountants  
FRN : 034063N

*A.K. Bhargav*  
(CA ARUN KUMAR BHARGAV)  
(Proprietor)  
Membership No. 548396  
UDIN : 23548396BGXH0R3337  
Place: Delhi  
Date: April 27, 2023



*Vishesh Gupta*  
Vishesh Gupta  
Managing Director  
DIN: 00255689

*Manoj Kumar Sharma*  
Manoj Kumar Sharma  
Director  
DIN:09665484

*Pankaj Kumar Sharma*  
Pankaj Kumar Sharma  
Company Secretary  
PAN:GZFPS2953L

*Deepankar Gambhir*  
Deepankar Gambhir  
Chief Financial Officer  
PAN:AHWPG4570E

**Integra Essentia Limited (Formerly known as Integra Garments & Textiles Limited)**

CIN: L74110DL2007PLC396238

Regd Off: 902, 9th Floor, Aggarwal Cyber Plaza-1, Netaji Subhash Place, New Delhi, North West, Delhi,-110034

**Audited Consolidated Cash Flow Statement for the year ended 31st March 2023**

(in Lakhs)

Particulars	Year ended 31-March-2023 Audited	Year ended 31-March-2022 Audited
<b>Cash Flow from Operating Activities</b>		
Net Profit/(Loss) before Tax	723.70	108.84
Adjustment for :		
Depreciation & Amortisation Expense	2.60	0.12
Interest Income	(293.96)	(0.35)
Interest Expense	0.64	4.57
Adjustment of IndAS	(28.24)	-
Net unrealized foreign exchange (gain)	-	-
<b>Operating Profit before working Capital Changes :</b>	<b>404.74</b>	<b>113.18</b>
<b>Movements in Working Capital :</b>		
(Increase)/decrease in Other current Assets	651.51	(853.22)
(Increase)/decrease in Other Non Current Assets	(37.26)	(0.51)
(Increase)/decrease in Trade Receivables	(245.09)	(779.92)
Increase/(decrease) in Other current Liabilities	2,960.72	110.54
Increase/(decrease) in Trade payables	965.64	1,440.49
<b>Cash generated from Operations :</b>	<b>4,700.26</b>	<b>30.57</b>
Direct Taxes Paid	-	-
<b>Net Cash flow from/(used in) Operating Activities</b>	<b>4,700.26</b>	<b>30.57</b>
<b>Cash Flow from Investing Activities</b>		
Purchase of property, plant and equipment including CWIP	(4,005.64)	(0.78)
Proceeds from sale of property, plant and equipment	-	-
Movement in Investments	(1,997.88)	-
Movement in Loans	(8,263.94)	-
Movement Bank Deposit not considered as cash & cash equivalent	(0.35)	-
Interest Received	293.96	0.35
<b>Net Cash flow from/(used in) Investing Activities</b>	<b>(13,973.85)</b>	<b>(0.43)</b>
<b>Cash Flow from Financing Activities</b>		
Proceeds from/ (repayment of) Long term borrowings		
(Increase)/decrease in Financial Assets		-
Money received against Right Issue	9,813.25	-
Proceeds from/ (repayment of) in Short term borrowings	(27.03)	12.73
Dividend Paid	-	-
Interest Paid	(0.64)	(4.57)
<b>Net Cash flow from/(used) in Financing Activities</b>	<b>9,785.59</b>	<b>8.16</b>
Net Increase/Decrease in Cash & Cash Equivalents	512.00	38.29
Cash & Cash equivalents at the beginning of the year	38.72	0.43
<b>Cash &amp; Cash equivalents at the end of the year</b>	<b>550.72</b>	<b>38.72</b>
<b>Components of Cash and Cash Equivalents</b>	<b>550.72</b>	<b>38.72</b>

For A. K. Bhargav & Co.

Chartered Accountants

FRN : 034063N

(CA ARUN KUMAR BHARGAV)


(Proprietor)

Membership No. 548396

UDIN : 23548396BGXHOR3337

Place: Delhi

Date: April 27, 2023



*Vishesh Gupta*  
Vishesh Gupta  
Managing Director  
DIN: 00255689

*Manoj Kumar Sharma*  
Manoj Kumar Sharma  
Director  
DIN:09665484

*Pankaj Kumar Sharma*  
Pankaj Kumar Sharma  
Company Secretary  
PAN:GZFPS2953L

*Deepankar Gambhir*  
Deepankar Gambhir  
Chief Financial Officer  
PAN:AHWPG4570E

Integra Essentia Limited (Formerly known Integra Garments & Textiles Limited)  
Statement of Changes in Equity

A. Equity Share Capital

(1) Current reporting period

(Rs. In Lakhs)

Balance at the beginning of the current reporting period	Changes in equity share capital during the current year	Balance at the end of the current reporting period
1,089.97	3,480.36	4,570.33

(2) Previous reporting period

(Rs. In Lakhs)

Balance at the beginning of the current reporting period	Changes in equity share capital during the current year	Balance at the end of the current reporting period
1,089.97	-	1,089.97

B. Other Equity

(1) Current Reporting Period

(Rs. In Lakhs)

	Reserves and Surplus			Total
	Securities Premium	Other Reserves (General Reserve)	Retained Earnings	
Balance at the beginning of the current reporting period	-	151.25	(4,152.02)	(4,000.78)
Additions during the Year	6,332.91			6,332.91
Total Comprehensive Income for the current year			666.67	666.67
Any other change (to be specified)			(28.24)	(28.24)
Balance at the end of the current reporting period	6,332.91	151.25	(3,513.60)	2,970.55

(2) Previous Reporting Period

(Rs. In Lakhs)

	Reserves and Surplus			Total
	Securities Premium	Other Reserves (General Reserve)	Retained Earnings	
Balance at the beginning of the current reporting period		151.25	(4,260.86)	(4,109.61)
Total Comprehensive Income for the current year			108.83	108.83
Balance at the end of the current reporting period		151.25	(4,152.02)	(4,000.78)


The accompanying Notes 1 to 42 forms integral part of these Financial Statements

This is the Balance Sheet referred to in our report of even date

For A. K. Bhargav & Co.

Chartered Accountants

FRN : 034063N



(CA ARUN KUMAR BHARGAVA)

(Proprietor)


Membership No. 548396


UDIN : 23548396BGXHOR3337


Place: Delhi

Date: April 27, 2023

  
Vishesh Gupta  
Managing Director  
DIN: 00255689

  
Manoj Kumar Sharma  
Director  
DIN:09665484

  
Pankaj Kumar Sharma  
Company Secretary  
PAN:GZFPS2953L

  
Deepankar Gambhir  
Chief Financial Officer  
PAN:AHWPG4570E

NOTES TO FINANCIAL STATEMENTS FOR THE YEAR ENDED 31<sup>ST</sup> MARCH, 2023

**Company Overview**

Integra Essentia Limited ("the Company") is a public limited company, incorporated and domiciled in India which mainly deals in trading of essential items like Cashew, Rice etc. The registered office of the Company is located at 902 9th Floor, Aggarwal Cyber Plaza-1, Neta Ji Subhash Place, New Delhi, North West, Delhi-110034. The Company is listed on the Bombay Stock Exchange (BSE) and the National Stock Exchange (NSE).

The standalone financial statements for the year ended 31<sup>st</sup> March, 2023 were approved by the Board of Directors and authorised for issue on 27<sup>th</sup> April 2023.

**Note 1: Significant Accounting Policies**

**(a) Basis of Preparation of Financial Statements**

**(i) Statement of Compliance with Indian Accounting Standards (Ind AS)**

These financial statements comply, in all material respects, with Ind AS notified under section 133 of the Companies Act, 2013 ("the Act"). Companies (Indian Accounting Standards) Rules, 2015 (as amended) and other relevant provisions of the Act.

**(ii) Historical Cost Convention**

The financial statements have been prepared on a historical cost basis, except for the following assets and liabilities:

- a) Certain financial assets and liabilities that are measured at fair value
- b) Derivative financial instruments

**(iii) Functional and Presentation Currency**

These financial statements are presented in Indian Rupees, which is also the functional currency of the Company.

**(iv) Current and Non-current Classification**

All assets and liabilities have been classified as current and non-current as per the Company's normal operating cycle (Twelve months) and other criteria set out in Schedule III to the Act.

**(b) Property, Plant and Equipment (PPE) and Depreciation**

All items of PPE are stated at cost less depreciation and impairment, if any. Historical cost includes expenditure that is directly attributable to the acquisition of the items. Cost includes its purchase price including non-refundable taxes and duties, directly attributable costs of bringing the asset to its present location and condition and initial estimate of costs of dismantling and removing the item and restoring the site on which it is located.

Subsequent costs are included in the carrying amount of PPE or recognised as a separate PPE, as appropriate, only when it is probable that future economic benefits associated with the item will flow to the Company and the cost of the item can be measured reliably.

The carrying amount of any component accounted for as a separate asset is derecognised when replaced. All other repairs and maintenance are charged to the Statement of Profit and Loss during the reporting period in which they are incurred.

Machinery spares and servicing equipment are recognised as PPE when they meet the definition of PPE. Otherwise, such items are classified as inventory.

Capital work-in-progress includes cost of PPE under installation / under development as at the Balance Sheet date.

The Company depreciates its PPE over the useful life in the manner prescribed under Part C of Schedule II to the Act. Depreciation commences when the assets are ready for their intended use and is computed on pro-rata basis from the date of installation/ acquisition till the date of sale/ disposal. Management believes that useful life of assets are same as those prescribed in Schedule II to the Act, except for machinery spares wherein based on technical evaluation, useful life has been estimated to be different from that prescribed in Schedule II of the Act

Assets	Useful Life
Plant & Machinery	5
Furniture and Fixtures	10 years
Office Equipments	3 years
Computer	3 years

Lease hold PPE are amortised over the period of lease or useful life, whichever is lower. Leasehold land (under Finance Lease) is amortised over the period of lease.

Gains and losses on disposals are determined by comparing net disposal proceeds with carrying amount.

These are included in the Statement of Profit and Loss.

**(c) Intangible Assets and Amortisation**

Intangible assets that are acquired by the Company, which have finite useful lives are measured at cost less amortisation and impairment, if any. Historical cost includes expenditure that is directly attributable to the acquisition of the items. Cost includes its purchase price including non-refundable taxes and duties, directly attributable costs of bringing the asset to its present location and condition.

Intangible assets are amortised on straight line basis over the estimated useful life.

Gains and losses on disposals are determined by comparing net disposal proceeds with carrying amount.

These are included in the Statement of Profit and Loss.

**(d) Leases**

At inception of a contract, company shall assess whether the contract is, or contains, a lease. A contract is, or contains, a lease if the contract conveys the right to control the use of an identified asset for a period of time in exchange for consideration.

**Where the Company is Lessee**


At the inception, lessee shall recognise and measure Right-of-use asset and lease liability at cost. Right to use assets shall comprise initial measurement of lease liability, any lease payments made at or before the commencement date, less any lease incentives received, any initial direct costs incurred by the lessee; and an estimate of costs to be incurred by the lessee in dismantling and removing the underlying asset, restoring the site on which it is located or restoring the underlying asset to the condition required by the terms and conditions of the lease, unless those costs are incurred to produce inventories.

Lease liability is the present value of the lease payments that are not paid. These lease payments shall be discounted using the interest rate implicit in the lease (if readily determined) otherwise should be discounted at lessee's incremental borrowing rate.

If the lease contract transfers ownership of the underlying asset, at the end of the lease term or if, the cost of the right-of-use asset reflects that the lessee will exercise a purchase option, then depreciate the right-of-use asset over the useful life of the underlying asset. Otherwise, depreciate the right-of-use asset till the end of the useful life of the right-of-use asset or the end of the lease term, whichever is earlier.

The lease term as the non-cancellable period of a lease, together with both: (a) periods covered by an option to extend the lease if the lessee is reasonably certain to exercise that option; and (b) periods covered by an option to terminate the lease if the lessee is reasonably certain not to exercise that option.

Subsequently, lessee shall measure the right-of-use asset applying a cost model.



Handwritten signatures and initials of the company's representatives.

**Where the Company is Lessor**

Leases are classified as finance leases when substantially all of the risks and rewards of ownership transfer from the Company to the lessee. Amounts due from lessees under finance leases are recorded as receivables at the Company's net investment in the leases. Finance lease income is allocated to accounting periods so as to reflect a constant periodic rate of return on the net investment outstanding in respect of the lease.

Leases in which the Company does not transfer substantially all the risks and rewards of ownership of an asset are classified as operating leases. Rental income from operating lease is recognised on a straight line basis over the term of the relevant lease.

**(e) Borrowing Cost**

Borrowing costs are interest and other costs that the Company incurs in connection with the borrowing of funds and is measured with reference to the effective interest rate applicable to the respective borrowing.

General and specific borrowing costs that are directly attributable to the acquisition, construction or production of a qualifying asset are capitalised during the period of time that is required to complete and prepare the asset for its intended use. Qualifying assets are assets that necessarily take a substantial period of time to get ready for their intended use. Other borrowing costs are expensed in the period in which they are incurred.

**(f) Financial Instruments**

**(i) Financial Assets**

**Initial Recognition and Measurement**

All financial assets are recognised initially at fair value plus, in the case of financial assets not recorded at fair value through profit or loss, transaction costs that are attributable to the acquisition of the financial asset.

**Subsequent Measurement**

The Company classifies financial assets as subsequently measured at amortised cost, fair value through other comprehensive income (FVTOCI) or fair value through profit or loss (FVTPL) on the basis of its business model for managing the financial assets and the contractual cash flow characteristics of the financial asset, as per Ind AS 109.

**a. Subsequent Measurement - Equity Instruments**

All equity investments other than investments in subsidiaries, joint ventures and associates are measured at fair value. Equity investments which are held for trading are classified as FVTPL. For all other equity investments, the Company decides to classify the same either at FVTOCI or FVTPL. The Company makes such election on an instrument by instrument basis. The classification is made on initial recognition and is irrevocable.

Investment in equity instruments of subsidiaries, joint ventures and associates are measured at cost.

**b. Subsequent Measurement - Debt Instruments**

A financial asset being debt instrument that meets the following 2 conditions is measured at amortised cost (net off any write down for impairment) unless the asset is designated at fair value through profit or loss under the fair value option.

**Business Model Test:** the objective of the Company's model is to hold the financial asset to collect the contractual cash flows (rather than to sell the instrument prior to its contractual maturity to realise its fair value changes).

**Cash Flow Characteristics Test:** The contractual terms of the financial asset give rise on specified dates to cash flows that are solely payment of principal and interest on the principal amount outstanding.

A financial asset that meets the following 2 conditions is measured at fair value through other comprehensive income unless the asset is designated at fair value through profit or loss under the fair value option.

**Business Model Test:** the financial asset is held within a business model whose objective is achieved both by collecting contractual cash flows and selling the financial assets.

**Cash Flow Characteristics Test:** The contractual terms of the financial asset give rise on specified dates to cash flows that are solely payment of principal and interest on the principal amount outstanding.

Even if an instrument meets the two requirements to be measured at amortised cost or fair value through other comprehensive income, a financial asset is measured at fair value through profit or loss if doing so eliminates or significantly reduces a measurement or recognition inconsistency (sometimes referred to as an 'accounting mismatch') that would otherwise arise from measuring assets or liabilities or recognising the gains or losses on them on different basis.

All other debt instruments are measured at fair value through profit or loss.

**Derecognition of Financial Assets**

The Company de-recognises a financial asset only when the contractual rights to the cash flows from the asset expire, or it transfers the financial asset and substantially all risks and rewards of ownership of the asset, to another entity.

**Impairment of Financial Assets**

Loss allowance for expected credit losses is recognised for financial assets measured at amortised cost and FVTOCI.

For financial assets other than trade receivables, whose credit risk has not significantly increased since initial recognition, loss allowance equal to twelve months expected credit losses is recognised. Loss allowance equal to the lifetime expected credit losses is recognised if the credit risk on the financial instruments has significantly increased since initial recognition.

The Company follows 'simplified approach' for recognition of impairment loss allowance on trade receivables, considering historical trend, industry practices and the business environment in which the Company operates or any other appropriate basis.

The impairment losses and reversals are recognised in Statement of Profit and Loss.

**(ii) Equity and Financial Liabilities**

Debt and equity instruments issued by an entity are classified as either financial liabilities or as equity in accordance with the substance of the contractual arrangements and the definitions of a financial liability and an equity instrument.

**a. Equity Instruments**

An equity instrument is any contract that evidences a residual interest in the assets of an entity after deducting all of its liabilities. Equity instruments issued by the Company are recognised at the proceeds received, net of direct issue costs.

**b. Financial Liabilities**

**Initial Recognition and Measurement**

Financial liabilities are initially recognised at fair value plus any transaction costs that are attributable to the acquisition of the financial liabilities, except for the financial liabilities at FVTPL which are initially measured at fair value.

**Subsequent Measurement**

The financial liabilities are classified for subsequent measurement either at amortised cost or at fair value through Profit and Loss (FVTPL).


Amortised cost for financial liabilities represents amount at which financial liability is measured at initial recognition minus the principal repayments, plus or minus the cumulative amortisation using the effective interest method of any difference between that initial amount and the maturity amount.

**Derecognition of Financial Liabilities**

A financial liability is removed from the Balance Sheet when the obligation is discharged, or is cancelled, or expires. When an existing financial liability is replaced by another from the same lender on substantially different terms, or the terms of an existing liability are substantially modified, such an exchange or modification is treated as the derecognition of the original liability and the recognition of a new liability. The difference in the respective carrying amounts is recognised in the Statement of Profit and Loss.

**Offsetting of Financial Instruments**

Financial assets and financial liabilities are offset and the net amount is reported in the Balance Sheet if there is a currently enforceable legal right to offset the recognised amounts and there is an intention to settle on a net basis, or to realize the assets and settle the liabilities simultaneously.



*[Handwritten signature]*

*[Handwritten signature]*

*[Handwritten signature]*

**(g) Fair Value Measurement**

Fair value is the price that would be received to sell an asset or paid to transfer a liability in an orderly transaction between market participants at the measurement date. The fair value measurement is based on the presumption that the transaction to sell the asset or transfer the liability takes place either:

- In the principal market for the asset or liability, or
- In the absence of a principal market, in the most advantageous market for the asset or liability.

All assets and liabilities for which fair value is measured or disclosed in the financial statements are categorised within the fair value hierarchy, described as follows, based on the lowest level input that is significant to the fair value measurement as a whole:

- Level 1 — Quoted prices in active markets for identical assets or liabilities
- Level 2 — Inputs other than quoted prices included in Level 1 that are observable for the asset or liability, either directly (i.e. as prices) or indirectly (i.e. derived from prices)
- Level 3 — Inputs for the asset or liability that are not based on observable market data.

**(h) Inventories**

Inventories are stated at the lower of cost and net realisable value. Costs comprise direct materials and, where applicable, direct labour costs and those overheads that have been incurred in bringing the inventories to their present location and condition. Net realisable value represents the estimated selling price for inventories less all estimated costs of completion and costs necessary to make the sale. The cost formula used for determination of cost is 'Weighted Average Cost'.

Machinery spares, stand-by equipment and servicing equipment are recognised as inventory when the useful life is less than one year and the same are charged to the Statement of Profit and Loss as and when issued for consumption.

**(i) Income Tax**

The income tax expense or credit for the period is the tax payable on the current period's taxable income based on the applicable income tax rate adjusted by changes in deferred tax assets and liabilities attributable to temporary differences and to unused tax losses.

The Company's liability for current tax is calculated using the Indian tax rates and laws that have been enacted by the reporting date. The Company periodically evaluates positions taken in the tax returns with respect to situations in which applicable tax regulations are subject to interpretations and provisions where appropriate.

Deferred income tax is provided in full, using the liability method on temporary differences arising between the tax bases of assets and liabilities and their carrying amount in the financial statements. Deferred income tax is determined using tax rates (and laws) that have been enacted or substantively enacted by the end of the reporting period and are expected to apply when the related deferred income tax assets is realised or the deferred income tax liability is settled.

Deferred tax assets are recognised for all deductible temporary differences and unused tax losses, only if, it is probable that future taxable amounts will be available to utilise those temporary differences and losses.

Deferred tax assets and liabilities are offset when there is a legally enforceable right to offset current tax assets and current tax liabilities and when the deferred tax balances relate to the same taxation authority. Current tax assets and tax liabilities are offset where the Company has a legally enforceable right to offset and intends either to settle on a net basis, or to realize the asset and settle the liability simultaneously.

Current and deferred tax is recognised in the Statement of Profit and Loss, except to the extent that it relates to items recognised in other comprehensive income or directly in equity. In this case, the tax is also recognised in other comprehensive income or directly in equity, respectively.

Minimum Alternate Tax (MAT) credit is recognised as deferred tax asset only when and to the extent there is convincing evidence that the Company will pay normal income tax during the specified period. Such asset is reviewed at each Balance Sheet date and the carrying amount of the MAT credit asset is written down to the extent there is no longer a convincing evidence to the effect that the Company will pay normal income tax during the specified period.

**(j) Provisions and Contingencies Provisions**

A provision is recognised when the Company has a present obligation (legal or constructive) as a result of past event, it is probable that an outflow of resources embodying economic benefits will be required to settle the obligation and a reliable estimate can be made of the amount of the obligation. These estimates are reviewed at each reporting date and adjusted to reflect the current best estimates.

If the effect of the time value of money is material, provisions are discounted using a current pre-tax rate that reflects, when appropriate, the risks specific to the liability. When discounting is used, the increase in the provision due to the passage of time is recognised as a finance cost.

**NOTES TO FINANCIAL STATEMENT FOR THE YEAR ENDED 31<sup>ST</sup> MARCH, 2023**

**Contingent Liabilities and Contingent Assets**

A contingent liability is a possible obligation that arises from past events whose existence will be confirmed by the occurrence or non-occurrence of one or more uncertain future events beyond the control of the Company or a present obligation that is not recognised because it is not probable that an outflow of resources will be required to settle the obligation. A contingent liability also arises in extremely rare cases, where there is a liability that cannot be recognised because it cannot be measured reliably. The Company does not recognize a contingent liability but discloses its existence in the financial statements unless the probability of outflow of resources is remote.

Contingent assets are not recognised in the financial statements. If the inflow of economic benefits is probable, then it is disclosed in the financial statements.

Provisions, contingent liabilities, contingent assets and commitments are reviewed at each Balance Sheet date.

**(k) Employee Benefits**

**(i) Short-term Obligations**

Liabilities for wages and salaries, including non-monetary benefits that are expected to be settled wholly within 12 months after the end of the period in which the employees render the related service are recognised in respect of employees' services up to the end of the reporting period and are measured at the amounts expected to be paid when the liabilities are settled.

**(ii) Post-employment Obligations**

The Company operates the following post-employment schemes:

- (a) Defined benefit plan (Gratuity), and
- (b) Defined contribution plans such as, provident fund.

**Defined Benefit Plan**

The liability or asset recognised in the Balance Sheet in respect of defined benefit gratuity plan is the present value of the defined benefit obligation at the end of the reporting period. The defined benefit obligation is calculated annually on the basis of actuarial valuation using the Projected Unit Credit method.

The present value of the defined benefit obligation is determined by discounting the estimated future cash outflows by reference to market yields at the end of the reporting period on government bonds that have terms approximating to the terms of the related obligation.

The interest cost is calculated by applying the discount rate to the balance of the defined benefit obligation. This cost is included in employee benefits expense in the Statement of Profit and Loss.

Remeasurement gains and losses arising from experience adjustments and changes in actuarial assumptions are recognised in the period in which they occur, directly in other comprehensive income.


**Defined Contribution Plans**

Defined Contribution Plans such as provident fund are charged to the Statement of Profit and Loss as an expense, when an employee renders the related services.

**(iii) Other Long-term Employee Benefits**

The liabilities for compensated absences that are not expected to be settled wholly within 12 months are measured as the present value of expected future payments to be made in respect of services provided by employees up to the end of the reporting period using the Projected Unit Credit method. Remeasurements as a result of experience adjustments and changes in actuarial assumptions are recognised in the Statement of Profit and Loss.

The obligations are presented as current liabilities in the Balance Sheet if the entity does not have any unconditional right to defer settlement for at least 12 months after the end of the reporting period, regardless of when the actual settlement is expected to occur.



Handwritten signatures of three individuals.

**(l) Cash and Cash Equivalents**

For the purpose of presentation in the Statement of Cash Flows as well as the Balance Sheet, cash and cash equivalents include cash on hand, demand deposits with banks, other short-term highly liquid investments with original maturities of three months or less that are readily convertible to known amounts of cash and which are subject to an insignificant risk of changes in value.

**(m) Earnings per Share (EPS)**

Basic earnings per share are computed by dividing the profit / (loss) after tax by the weighted average number of equity shares outstanding during the year. The weighted average number of equity shares outstanding during the year is adjusted for the events for bonus issue, bonus element in a rights issue to existing shareholders, share split and reverse share split (consolidation of shares).

Diluted earnings per share is computed by dividing the profit / (loss) after tax as adjusted for dividend, interest and other charges to expense or income (net off any attributable taxes) relating to the dilutive potential equity shares, by the weighted average number of equity shares considered for deriving basic earnings per share and the weighted average number of equity shares which could have been issued on conversion of all dilutive potential equity shares.

**(n) Dividend Distribution to Equity Shareholders**

Dividend distributed to Equity shareholders is recognised as distribution to owners of capital in the Statement of Changes in Equity, in the period in which it is paid. Dividend proposed by the Board of Directors, subject to the approval of shareholders, is disclosed in the notes to financial statements.

**(o) Foreign Currency Transactions**

Transactions in foreign currencies are recognised at the prevailing exchange rates on the transaction dates. Realised gains and losses on settlement of foreign currency transactions are recognised in the Statement of Profit and Loss.

Monetary foreign currency assets and liabilities at the year-end are translated at the year-end exchange rates and the resultant exchange differences are recognised in the Statement of Profit and Loss.

**(p) Revenue Recognition**

Effective from 01 April 2018, the Company has adopted Indian Accounting Standard 115 (Ind AS 115-

-'Revenue from contracts with customers'. Revenue from contracts with customers is recognized on transfer of control of promised goods or services to the customer at amount that reflects the consideration to which the company is expected to be entitled to in exchange for those goods or services. Revenue towards satisfaction of performance obligation is measured at the amount of transaction price (net of variable consideration) allocated to that performance obligation. The transaction price of goods sold and services rendered is net of variable consideration on account of various discounts and schemes offered by the Company as part of the contract. This variable consideration is estimated based on expected value of outflow. Revenue (net of variable consideration) is recognized only to the extent that it is highly probable that the amount will not be subject to significant reversal when uncertainty relating to its recognition is resolved.

Revenue from sale of products is recognized when the control on the goods have been transferred to the customer. The performance obligation in case of sale of products is satisfied at a point in time when material is shipped / delivered to the customer as may be specified in the contract.

**Interest Income**

Interest income is accrued on a time proportion basis, by reference to the principal outstanding and the applicable effective interest rate.

**Dividend Income**

Dividend income from investments is recognised when the shareholder's rights to receive payment have been established.

**Income from Services**

Income from services is recognised (net of taxes as applicable) as they are rendered, based on agreement/ arrangement with the concerned customers.

**(q) Significant Accounting Estimates, Judgements and Assumptions:**

The preparation of the Company's financial statements in conformity with Ind AS requires Management to make judgements, estimates and assumptions that affect the reported amounts of revenues, expenses, assets and liabilities and the accompanying disclosures, and the disclosure of contingent liabilities. Uncertainty about these assumptions and estimates could result in outcomes that require a material adjustment to the carrying amount of assets or liabilities affected in future periods. The estimates and associated assumptions are based on historical experience and various other factors that are believed to be reasonable under the circumstances existing when the financial statements were prepared. The estimates and underlying assumptions are reviewed on an ongoing basis. Revision to accounting estimates is recognised in the year in which the estimates are revised and in any future year affected.

In the process of applying the Company's accounting policies, Management has made the following

judgements which have significant effect on the amounts recognised in the financial statements:

i. **Useful Lives of Property, Plant and Equipment:** Determination of the estimated useful life of tangible assets and the assessment as to which components of the cost may be capitalised. Useful life of tangible assets is based on the life specified in Schedule II of the Act and also as per Management estimate for certain category of assets. Assumption also needs to be made, when the Company assesses, whether an asset may be capitalised and which components of the cost of the assets may be capitalised.

ii. **Fair Value Measurement of Financial Instruments:** When the fair values of financial assets and financial liabilities recorded in the Balance Sheet cannot be measured based on quoted prices in active markets, their fair value is measured using appropriate valuation techniques. The inputs for these valuations are taken from observable sources where possible, but where this is not feasible, a degree of judgement is required in establishing fair values. Judgements include considerations of various inputs including liquidity risk, credit risk, volatility etc. Changes in assumptions/ judgements about these factors could affect the reported fair value of financial instruments


iii. **Measurement of Defined Benefit Plan:** The cost of the defined benefit gratuity plan and other post-employment benefits and the present value of the gratuity obligation are determined using actuarial valuations. An actuarial valuation involves making various assumptions that may differ from actual developments in the future. These include the determination of the discount rate, future salary increases and mortality rates. Due to the complexities involved in the valuation and its long term nature, a defined benefit obligation is highly sensitive to changes in these assumptions. All assumptions are reviewed at each reporting date.

iv. **Impairment of Financial Assets:** Trade receivables are stated at their normal value as reduced by appropriate allowances for estimated irrecoverable amounts. Individual trade receivables are written off when Management deems them not collectable. Impairment is made on the expected credit loss model, which is the present value of the cash shortfall over the expected life of the financial assets. The impairment provisions for financial assets are based on assumption about the risk of default and expected loss rates. Judgement in making these assumptions and selecting the inputs to the impairment calculation are based on past history, existing market condition as well as forward looking estimates at the end of each reporting period.

v. **Impairment of Non-financial Assets:** The Company assesses at each reporting date whether there is an indication that an asset may be impaired. If any indication exists, the Company estimates the asset's recoverable amount. An asset's recoverable amount is the higher of an asset's or Cash Generating Units (CGU's) fair value less costs of disposal and its value in use. It is determined for an individual asset, unless the asset does not generate cash inflows that are largely independent of those from other assets or groups of assets. Where the carrying amount of an asset or CGU exceeds its recoverable amount, the asset is considered as impaired and is written down to its recoverable amount.

In assessing value in use, the estimated future cash flows are discounted to their present value using pre-tax discount rate that reflects current market assessments of the time value of money and the risks specific to the asset. In determining fair value less costs of disposal, recent market transactions are taken into account, if no such transactions can be identified, an appropriate valuation model is used.

vi. **Contingencies:** Management judgement is required for estimating the possible outflow of resources, if any, in respect of contingencies/ claim/ litigation against the Company as it is not possible to predict the outcome of pending matters with accuracy.





**NOTE NO. 2: Property, Plant & Equipment as on March 31, 2023**

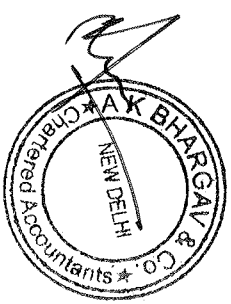
Particulars	Gross Block			Depreciation				Net Block	Net Block
	As at April 1, 2022	Additions during the year	Deletions during the year *	As at 31st March 2023	As at April 1, 2022	Charge for the Year	Deduction during the year	As at 31st March 2023	As at 31 <sup>st</sup> March, 2022
<b>Property Plant &amp; Equipments</b>									
Computer	0.51	0.36	-	0.87	-	0.54	-	0.54	0.33
Furniture & Fixtures	-	1.74	-	1.74	-	0.36	-	0.36	1.38
Air Conditioner	-	2.20	-	2.20	-	0.85	-	0.85	1.35
HP Laserjet Printer	-	0.17	-	0.17	-	0.08	-	0.08	0.10
Mobile Phone	-	1.17	-	1.17	-	0.68	-	0.68	0.49
Tally Prime Silver	0.15	-	-	0.15	-	0.09	-	0.09	0.06
Land & building	-	3,000.00	-	3,000.00	-	-	-	-	3,000.00
Plant & Machinery	-	1,000.00	-	1,000.00	-	-	-	-	1,000.00
	0.66	4,005.64	-	4,006.30	-	2.60	-	2.60	4,003.70
									0.66





\*Note: The Land & Building and Plant & Machinery purchased in Financial Year March 31, 2023, were put to use after the end of Financial Year, hence depreciation was not charged.

**NOTE NO. 2: Property, Plant & Equipment as on March 31, 2022**

Particulars	Gross Block			Depreciation				Net Block	Net Block
	As at April 1, 2021	Additions during the year	Deletions during the year *	As at 31st March 2022	As at April 1, 2021	Additions during the year	Deduction during the year	As at 31st March 2022	As at 31 <sup>st</sup> March, 2021
<b>Property Plant &amp; Equipments</b>									
Computer	-	0.60	-	0.60	-	-	0.09	0.09	0.51
Intangible Assets	-	0.18	-	0.18	-	-	0.03	0.03	0.15
		0.78	-	0.78	-	-	0.12	0.12	0.66

[Rs. in Lakhs]



NOTE NO. 3 Investments

[Rs in Lakhs]

Particulars	As at 31st March 2023	As at 31st Mar 2022
Long Term Investment -Nimbus Projects Ltd	1,200.00	-
<b>Total Trade Receivables</b>	<b>1,200.00</b>	<b>-</b>

**Note:** Investment in M/S Capital Infrastructure Ltd purchased from Nimbus Projects Ltd of 87,50,000 Zero % Non- Convertibel Redeemable Preference Shares of Face Value of Rs 10 each (i.e., 62,50,000 Preference Shares at Rs 14.40 each redeemable on 23rd January 2025 at Rs 18.25 per share and 25,00,000 Preference Shares at Rs 12.00 each redeemable on 21st January 2025 at Rs 18.65)

NOTE NO. 4 Others

[Rs in Lakhs]

Particulars	As at 31st March 2023	As at 31st Mar 2022
Security Deposit-Long Term	37.26	0.00
	<b>37.26</b>	<b>0.00</b>

**Note:** The amount includes Security Advance Deposited to Indian Realtors Pvt Ltd for 5 years lease, the agreement for which was entered on 22nd September, 2022. The amount of Rs 60 Lakhs was deposited as Security which was discounted at 10% for 5 years.

NOTE NO. 5 Investments

[Rs in Lakhs]


Particulars	As at 31st March 2023	As at 31st Mar 2022
<b>Investments:</b>		
-Investments in RK Industries	116.71	-
-Investments in PI of Sarveshwar Foods Limited	681.17	-
<b>Total Investments</b>	<b>797.88</b>	<b>-</b>

**Note:** The company become operating partner in M/s R K Industries on August 05th' 2022 and acquired 66% share in the said partnership firm. The share of profit of partnership firm has been disclosed in Consolidated Financial Statements of Integra Essentia Ltd

NOTE NO. 6 Trade Receivable

[Rs in Lakhs]

Particulars	As at 31st March 2023	As at 31st Mar 2022
Trade Receivable considered good - Unsecured	1034.79	789.70
<b>Total Trade Receivables</b>	<b>1034.79</b>	<b>789.70</b>



*Pranshu*

*Arundh*

*Arundh*

*Arundh*

Trade receivables ageing schedule for the period ended as on March 31, 2023:





[Rs in Lakhs]

Particulars	Outstanding for following periods from due date of payment					Total
	Less than 6 months	6 months to 1 year	1 to 2 year	2 to 3 year	More than 3 year	
i) Undisputed Trade Receivables-Considered Good	955.79	52.50	26.51	-	-	1,034.79
ii) Undisputed Trade Receivables- which have significant increase in credit risk	-	-	-	-	-	-
iii) Undisputed Trade Receivables- credit impaired	-	-	-	-	-	-
iv) Disputed Trade Receivables-Considered Good	-	-	-	-	-	-
v) Disputed Trade Receivables- which have significant increase in credit risk	-	-	-	-	-	-
vi) Disputed Trade Receivables- credit impaired	-	-	-	-	-	-
<b>Total</b>	<b>955.79</b>	<b>52.50</b>	<b>26.51</b>	<b>-</b>	<b>-</b>	<b>1,034.79</b>

Trade receivables ageing schedule for the period ended as on March 31, 2022:

Particulars	Outstanding for following periods from due date of payment					Total
	Less than 6 months	6 months to 1 year	1 to 2 year	2 to 3 year	More than 3 year	
i) Undisputed Trade Receivables-Considered Good	789.70	-	-	-	-	789.70
ii) Undisputed Trade Receivables- which have significant increase in credit risk	-	-	-	-	-	-
iii) Undisputed Trade Receivables- credit impaired	-	-	-	-	-	-
iv) Disputed Trade Receivables-Considered Good	-	-	-	-	-	-
v) Disputed Trade Receivables- which have significant increase in credit risk	-	-	-	-	-	-
vi) Disputed Trade Receivables- credit impaired	-	-	-	-	-	-
<b>Total</b>	<b>789.70</b>	<b>-</b>	<b>-</b>	<b>-</b>	<b>-</b>	<b>789.70</b>



## NOTE NO. 7 Cash &amp; Cash Equivalents

[Rs in Lakhs]

Particulars	As at 31st March 2023	As at 31st Mar 2022
Cash in hand	17.77	17.18
Bank Balances	532.95	21.54
<b>Total</b>	<b>550.72</b>	<b>38.72</b>

## NOTE NO. 8 Bank Balances other than Cash &amp; Cash Equivalents

[Rs in Lakhs]

Particulars	As at 31st March 2023	As at 31st Mar 2022
Margin Money with Banks ( Fixed Deposit)	5.70	5.35
<b>Total</b>	<b>5.70</b>	<b>5.35</b>

## NOTE NO. 9 Loans and Advances

[Rs in Lakhs]

Particulars	As at 31st March 2023	As at 31st Mar 2022
Loans & Advances	8,264.29	0.35
<b>Total Loans and Advances</b>	<b>8,264.29</b>	<b>0.35</b>

\*Rs 1050 Lakhs were invested in MSR Apparels Ltd for Joint Development and Construction of Project at Land Situated at village Ujwa admeasuring about 2.4 Acres, which was later on cancelled and hence regrouped as Loan.

\*Loans receivable includes Rs 410 Lakhs recoverable from M/s KK Continental Trade Ltd being Capital Advance towards the agreement for purchase of the Land situated at village Talwandi Rana Tehsil and Distt. Hisar, which was later on cancelled.

\*Loans receivable includes Rs 325 Lakhs recoverable from M/s Jindal Oil & Fats Ltd being Capital Advance towards the agreement for purchase of the Land and Building situated at 9th Km Stone, Chnadigarh Road, Talwandi, which was later on cancelled.

\*Out of Rs 8264.29 Lakhs, Rs 4791.88 Lakhs is Given to Advik Capital Ltd ,Rs 1185 Lakhs is given to SA Global Ltd. and Rs 500 Lakhs was given to Kohinoor Foods Ltd.

## NOTE NO. 10 Other Financial Assets

[Rs in Lakhs]

Particulars	As at 31st March 2023	As at 31st Mar 2022
Security Deposits	100.60	0.60
<b>Total Other Financial Assets</b>	<b>100.60</b>	<b>0.60</b>

Note: Out of Rs 100.60 Lakhs, Rs 99.75 Lakhs is the Security towards Right Issue.

## NOTE NO. 11 Other Current Assets


[Rs in Lakhs]

PARTICULARS	As at 31st March 2023	As at 31st Mar 2022
Balance with Government Authorities	96.79	
Advances to Supplier	4.61	836.67
Other Advances Recoverables	-	16.24
	<b>101.40</b>	<b>852.91</b>

## NOTE NO. 12 Equity Share Capital

[Rs in Lakhs]

PARTICULARS	As at 31st March 2023	As at 31st Mar 2022
<b>Share Capital Authorised</b> 41,00,000,00 Equity shares of Rs. 1 each (Previous year 4,00,000,00 Equity shares of Rs 3 Each)	4,100.00	4,100.00
<b>Issued, Subscribed and Paid up</b> 10,89,97,047 Fully paid equity shares of Rs 1 Each (Previous year 3,63,32,349 Equity shares of Rs 3 each)	1,089.97	1,089.97
34,80,35,956 Fully paid equity shares of Rs 1 Each	3,480.36	
	<b>4,570.33</b>	<b>1,089.97</b>



*[Signature]*

*[Signature]*

*[Signature]*

*[Signature]*

**Reconciliation of number of Ordinary (Equity) Shares and amount outstanding :**

Particulars	As at 31st March 2023		As at 31st Mar 2022	
	No. of Shares	Amount	No. of Shares	Amount
Equity Share:				
Balance as at the beginning of the year	10,89,97,047	1,089.97	10,89,97,047	1,089.97
Add: Issued during the year for Cash	34,80,35,956	3,480.36	-	-
Add: Issued during the year as Bonus				
<b>Balance as at the end of the year</b>	<b>45,70,33,003</b>	<b>4,570.33</b>	<b>10,89,97,047</b>	<b>1,089.97</b>

Note: The Company has received proceeds of Right issue in year ended March 2023, wherein fully paid 27,66,84,812 equity shares of Rs. 1/- each at a premium of Rs. 0.80/- per share and 7,13,51,144 equity shares of Rs 1/- each at a premium of Rs 6/- per share, allotted on Rights basis to the eligible shareholders, in its Bank Account. The company has deployed these funds as per the objects of Right Issue.

Details of equity shares held by shareholders holding more than 5% of the aggregate shares in the Company

Name of Shareholder	As at 31st March 2023		As at 31st Mar 2022	
	No. of Shares	% of Holding	No. of Shares	% of Holding
Vishesh Gupta	9,51,22,846	20.81%	6,92,72,445	63.55%
Just Right Life Limited	2,56,89,619	5.62%	-	0.00%
<b>Total</b>	<b>12,08,12,465</b>	<b>26.43%</b>	<b>6,92,72,445</b>	<b>63.55%</b>

**Disclosure of Shareholding of Promoter**

Name of Promoter	No. of Shares		% of Holding	% Change during the year
	No. of Shares	% of Holding		
Vishesh Gupta	9,51,22,846	20.81%	63.55%	42.74%
<b>Total</b>	<b>9,51,22,846</b>	<b>20.81%</b>	<b>63.55%</b>	<b>42.74%</b>



Handwritten signatures and initials of the promoters, including a large signature on the left and several initials on the right.

NOTE NO. 12A Utilisation of Right Issue Proceeds

**Right Issue 1:**

During the Financial year Ended March 31, 2023, The Company has brought first Right Issue 20th June,2022, wherein fully paid 27,66,84,812 equity shares of Rs. 1/- each at a premium of Rs. 0.80/- per share allotted on Rights basis to the eligible shareholders. The company has deployed these funds as per the objects of Right Issue.

A. Proceeds from subscription to the Issue of Equity shares under Rights Issue 1 of 2022-23, made during the year ended March 31, 2023 have been utilised in the following manner:

S.No.	Particulars	Objects Right Issue		
		Amounts	Objects Fulfilled	Balance
1	Meeting Working Capital Requirements	3,615.00	3,615.00	-
2	General corporate purposes	1,230.00	1,230.00	-
3	Issue related expenses	135.33	135.33	-
	<b>Total</b>	<b>4,980.33</b>	<b>4,980.33</b>	<b>-</b>
	Less: Non Receipts of Call Money	-	-	-
	<b>Net Proceeds from the Right Issue</b>	<b>4,980.33</b>	<b>4,980.33</b>	<b>-</b>

**Right Issue 2:**

During the Financial year Ended March 31, 2023, The Company has brought its second Right Issue 20th December, 2022, wherein fully paid 7,13,51,144 equity shares of Rs 1/- each at a premium of Rs 6/- per share, allotted on Rights basis to the eligible shareholders. The company has deployed these funds as per the objects of Right Issue.

A. Proceeds from subscription to the Issue of Equity shares under Rights Issue 2 of 2022-23, made during the year ended March 31, 2023 have been utilised in the following manner:

S.No.	Particulars	Objects Right Issue		
		Amounts	Objects Fulfilled	Balance
1	Meeting Working Capital Requirements	3,700.00	3,700.00	-
2	General corporate purposes	1,234.58	1,234.58	-
3	Issue related expenses	60.00	26.32	33.68
	<b>Total</b>	<b>4,994.58</b>	<b>4,960.90</b>	<b>33.68</b>
	Less: Non Receipts of Call Money	-	-	-
	<b>Net Proceeds from the Right Issue</b>	<b>4,994.58</b>	<b>4,960.90</b>	<b>33.68</b>

**Note:**

The Proceeds from both Right Issues during the year for the purpose of of meeting working capital requirements were utilized in working capital of the Company by payment to outstanding suppliers and advance payment to suppliers for purchase of goods.

During the year, the company had invested the money out of internal accruals which are temporary in nature and management estimates and plans to liquidate the investments and utilize the amount in working capital as and when required.



*[Handwritten signatures and initials]*

**NOTE NO. 13 Other Equity**

[Rs in Lakhs]

PARTICULARS	As at 31st March 2023	As at 31st March 2022
<b>a) General Reserve</b>		
Opening Balance	151.25	151.25
Additions during the period		
<b>Closing Balance</b>	<b>151.25</b>	<b>151.25</b>
<b>b) Profit &amp; Loss Account</b>		
Opening balance	(4,152.02)	(4,260.86)
Profit /(Loss) for theyear	666.67	108.83
Discounting for Financial Asset	(28.24)	
<b>Closing Balance</b>	<b>(3,513.60)</b>	<b>(4,152.02)</b>
<b>b) Security Premium</b>		
Opening balance	-	-
Additions during the period on account of issue of equity shares	6,494.56	-
Right issue Expenses	161.65	-
<b>Closing Balance</b>	<b>6,332.91</b>	<b>-</b>
<b>Total Other Equity</b>	<b>2,970.55</b>	<b>(4,000.78)</b>

**Nature and Purpose of Reserve****a) General Reserve**


General Reserve has been created on account of the Scheme of Amalgamation.

**b) Profit and loss account**

Profit and loss account are the losses which company incurred till date.

**Security Premium**

Security Premium is the amount received over and above the Face Value of the Shares Issued.



Handwritten signatures and initials are present in the bottom right area of the page.

**NOTE NO. 14 Borrowings**

[Rs in Lakhs]


PARTICULARS	As at 31st March 2023	As at 31st March 2022
<b>Others</b>		
<b>Preference Shares</b>		
1,00,000 (Previous year 1,00,000 ) 5% Redeemable cumulative Non convertible preference shares of ₹1 each	1.00	1.00
1,50,000 (Previous year 1,50,000) 9% Redeemable cumulative Non convertible preference shares of ₹1 each	1.50	1.50
<b>Total</b>	<b>2.50</b>	<b>2.50</b>

<b>Details of Preference Shares</b>		
<b>Authorised :</b>		
5,00,000 (Previous year 5,00,000) Redeemable Cumulative Non Convertible Preference Shares of ₹1 each	5.00	5.00
	<b>5.00</b>	<b>5.00</b>
<b>Issued, subscribed and Paid-up:</b>		
1,00,000 (Previous year 1,00,000) 5% Redeemable cumulative Non convertible preference shares of ₹1 each	1.00	1.00
1,50,000 (Previous year 1,50,000) 9% Redeemable cumulative Non convertible preference shares of ₹1 each	1.50	1.50
	<b>2.50</b>	<b>2.50</b>

<b>A The Reconciliation of the number of Preference shares out standing is given below:</b>		
<b>Preference Shares</b>		
5% Preference Shares at the beginning of the year	1.00	1.00
5% Preference Shares outstanding at the end of the year	1.00	1.00
9% Preference Shares at the beginning of the year	1.50	1.50
9% Preference Shares outstanding at the end of the year	1.50	1.50

<b>B Shareholders holding more than 5% Preference shares of the Company</b>		
Vishesh Gupta		
Nos of Shares	2,50,000.00	2,50,000.00
% age of holding	100.00	100.00

<b>C Terms / rights attached to Preference Shares</b>
--5% Redeemable Cumulative Non- Convertible Preference Shares of ₹1/- each, Redeemable at anytime before the expiry of 20 years from the date of allotment (i.e. 16th August, 2012) of the said preference shares at the option of the Company. The holders of the said Preference Shares shall not have any right to vote in any manner before the Company at any meeting except on resolutions placed before the Company at any meeting which directly affects their rights.--9% Redeemable Cumulative Non- Convertible Preference Shares of ₹1/- each, Redeemable at anytime between 16th February, 2017 to 15th August, 2022 at the option of the Company. The holders of the said Preference Shares shall not have any right to vote in any manner before the Company at any meeting except on resolutions placed before the Company at any meeting which directly affects their rights.



Handwritten signatures of the company's representatives, including the Chairman and other directors, are present below the stamp.

Handwritten signature of the Chairman.



**NOTE NO. 15 Deferred Tax Assets/ Liabilities**

[Rs in Lakhs]

PARTICULARS	As at 31st March 2023	As at 31st March 2022
WDV as per Companies Act, 2013 as on 31st March 2023	3.70	0.66
WDV as per Income Tax Act, 1961 as on 31st March 2023	4.76	0.64
Closing Balance	(1.07)	0.02
<b>Deferred Tax Assets/Liability</b>	<b>(0.27)</b>	<b>0.01</b>

**Reconciliation of Deferred Tax Assets/Liabilities**

[Rs in Lakhs]

Particulars	As at March 31, 2023	As at March 31, 2022
Opening balance	0.01	-
Tax credit during the year recognised in Statement of profit and loss	-0.27	0.01
Closing Balance	(0.27)	0.01

**NOTE NO. 16 Borrowings**

[Rs in Lakhs]

PARTICULARS	As at 31st March 2023	As at 31st March 2022
<b>Other Loans</b>		
Unsecured Loans		
Debentures	2,845.00	2,845.00
{2845 Unsecured, non convertible Redeemable Debenture of ₹100000/- each are Redeemable with 2% premium on 1 <sup>st</sup> July, 2020 has been further renewed for 12 months and now Redeemable on 1 <sup>st</sup> July, 2023		
Bodies Corporate	-	27.03
	<b>2,845.00</b>	<b>2,872.03</b>

**NOTE NO. 17 Trade Payable**


[Rs in Lakhs]

PARTICULARS	As at 31st March 2023	As at 31st March 2022
Outstanding dues of micro enterprises and small enterprises	2,018.70	1,425.75
Outstanding dues of creditors other than micro enterprises and small enterprises	389.55	16.87
	<b>2,408.26</b>	<b>1,442.61</b>

**Trade payables ageing schedule for the year ended as on March 31, 2023 and March 31, 2022:**

[Rs in Lakhs]

Particulars	Outstanding for following periods from due date of payment				
	Less than 1 year	1 to 2 year	2 to 3 year	More than 3 years	Total
<b>Outstanding dues to MSME</b>					
31st March, 2023	2,018.70	-	-	-	<b>2,018.70</b>
31st March, 2022	1,425.75	-	-	-	<b>1,425.75</b>
<b>Others</b>					
31st March, 2023	389.55	-	-	-	<b>389.55</b>
31st March, 2022	16.87	-	-	-	<b>16.87</b>
<b>Total trade payables</b>					
<b>31st March, 2023</b>	<b>2,408.26</b>	-	-	-	<b>2,408.26</b>
<b>31st March, 2022</b>	<b>1,442.61</b>	-	-	-	<b>1,442.61</b>



Handwritten signatures and initials are present below the stamp, including a large signature on the left and several smaller ones on the right.

**NOTE NO. 18 Other Financial Liabilities**

[Rs in Lakhs]

PARTICULARS	As at 31st March 2023	As at 31st March 2022
Interest Accrued but not due	165.86	161.50
Dividend on Preference share payable	2.25	2.07
	<b>168.11</b>	<b>163.57</b>

**NOTE NO. 19 Other Current Liabilities**

[Rs in Lakhs]

PARTICULARS	As at 31st March 2023	As at 31st March 2022
Statutory Liability	36.40	1.21
Other current liabilities	-	11.05
Expenses Payable	3.06	
Advance From Customers	3,034.20	105.22
	<b>3,073.66</b>	<b>117.48</b>

**NOTE NO. 20 Provisions**

[Rs in Lakhs]





PARTICULARS	As at 31st March 2023	As at 31st March 2022
Audit Fees Payable	0.90	0.90
	<b>0.90</b>	<b>0.90</b>

**NOTE NO. 21 Provisions**

[Rs in Lakhs]

PARTICULARS	As at 31st March 2023	As at 31st March 2022
Provisions for Income Tax	57.30	-
	<b>57.30</b>	-



**NOTE NO. 22 Revenue From Operation****[Rs in Lakhs]**

Particulars	As at 31st March 2023	As at 31st March 2022
Revenue from operations	24,141.41	6,852.54
	<b>24,141.41</b>	<b>6,852.54</b>

**NOTE NO. 23 Other Income****[Rs in Lakhs]**

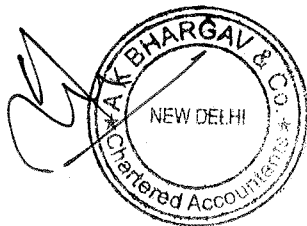
Particulars	As at 31st March 2023	As at 31st March 2022
Interest on Loans and Advances	293.96	0.35
Balances written back	-	7.92
Rebates and discounts received	2.00	
Unrealised Profit	112.77	-
	<b>408.73</b>	<b>8.28</b>




**NOTE NO. 24 Material Consumed****[Rs in Lakhs]**

Particulars	As at 31st March 2023	As at 31st March 2022
Material Consumed - Fabric		
Opening Stock		
Less : Devaluation of Inventory		
Add: Purchase during the year		
Less: Closing Stock		
Material Consumed	-	-

**NOTE NO. 25 Purchase of Stock in Trade****[Rs in Lakhs]**

Particulars	As at 31st March 2023	As at 31st March 2022
Purchase of Stock in Trade	23,555.49	6,641.80
Direct Expense	6.18	
	<b>23,561.67</b>	<b>6,641.80</b>



**NOTE NO. 26 Change in inventory of finished goods, work in progress and stock in trade**

[Rs in Lakhs]

Particulars	As at 31st March 2023	As at 31st March 2022
Opening Stock		
WIP		
Finished Goods		
Closing Stock	-	-
WIP		
Finished Goods		
(Increase) / Decrease in WIP & FG		
Net (Increase) / Decrease	-	-

**NOTE NO. 27 Employee Benefit Expenses**

[Rs in Lakhs]

Particulars	As at 31st March 2023	As at 31st March 2022
Salaries and Wages	34.13	7.13
Directors Remuneration	14.85	12.77
Staff Welfare Expenses	0.55	0.12
	<b>49.53</b>	<b>20.02</b>




Handwritten signatures and initials, including a prominent signature that appears to be 'Anand' and another that appears to be 'Raj'.

**NOTE NO. 28 Finance Cost****[Rs in Lakhs]**

Particulars	As at 31st March 2023	As at 31st March 2022
Interest on Others	0.41	
Premimum On Debenture	-	4.36
Dividend on Pref. shares	0.19	0.19
Bank Charges	0.04	0.03
	<b>0.64</b>	<b>4.57</b>

**NOTE NO. 29 Other Expenses****[Rs in Lakhs]**

Particulars	As at 31st March 2023	As at 31st March 2022
Freight	161.22	
Power & Fuel (Electricity)	0.42	-
Rent Expenses	38.99	5.83
Telephone Expenses	0.33	0.01
Travelling & Conveyance	0.47	-
Legal & Professional Charges	13.28	26.60
Auditor's Remuneration	3.10	1.00
Repair & Maintenance	0.59	
Miscellaneous Expenses	(0.20)	52.02
	<b>218.21</b>	<b>85.46</b>



*(Handwritten signatures)*

For the year ended March 31st, 2023

NOTE NO. 30: EARNING PER SHARE	As at March 31, 2023	As at March 31, 2022
<b>Basic EPS</b>		
Profit for the year	666.67	108.83
Weighted number of shares outstanding	45,70,33,003	10,89,97,047
Basic and Diluted EPS (Rs.)	0.15	0.10
<b>Diluted EPS</b>		
Profit for the year	666.67	108.83
Weighted number of shares outstanding	18,87,76,760	10,89,97,047
Basic and Diluted EPS (Rs.)	0.35	0.10

**NOTE NO. 31: RECONCILIATION OF EFFECTIVE TAX RATE**

Particulars	As at March 31, 2023	As at March 31, 2022
Net income before tax	717.50	108.84
Enacted tax rate in India	25.17%	26.00%
<b>Computed tax expense</b>	180.58	-
<b>Increase/ decrease in taxes on account of:</b>		
Tax effect on exempted income under Income-tax Act	-	-
Adjustment on account of Demerger		
Tax impact of restatement of Prior period items	-	-
Adjustment on account of brought forward losses/unabsorbed Dep.	-95.43	-
Adjustment on account of other than permanent difference	0.43	-
Adjustment on account of permanent difference	-28.28	-
Excess/ Short provision relating earlier year tax		
Income tax expense recognised in the statement of profit and loss	<b>57.30</b>	-

**NOTE NO. 32: EMPLOYEE BENEFITS:**

Post-employment benefits plans


**(a) Defined Contribution Plans –**

In respect of the defined contribution plans, an amount of ` Nil (Previous Year: ` Nil) has been provided in the Profit & Loss account for the year towards employer share of PF contribution.

**(b) Defined Benefit Plans –**

The Liability in respect of gratuity is determined for current year as per management estimate ` Nil (previous year ` Nil as per management estimate) carried out as at Balance Sheet date. Amount recognized in profit and loss account ` Nil (previous year ` Nil).

**NOTE NO. 33:** Balances of Trade Receivables and Trade Payables as at the balance sheet are subject to confirmation and reconciliation.



Handwritten signatures and initials, including a large signature on the left and several smaller ones on the right.

**NOTE NO. 34 CAPITAL MANAGEMENT** Equity share capital and other equity are considered for the purpose of Company's capital management. The Company's objective for capital management is to manage its capital to safeguard all stakeholders. The funding requirements are met through loans.

**NOTE NO. 35 LIQUIDITY RISK**

Liquidity risk refers to the risk that the Company cannot meet its financial obligations. The objective of liquidity risk management is to maintain sufficient liquidity and ensure that funds are available for use as per requirements. The Company will continue to consider borrowing options to maximize liquidity and supplement cash requirements as necessary.

**NOTE NO.36** The Company is engaged in Trading of essential Items like Cashew Rice etc which is considered as the only reportable business segment.


**NOTE NO. 37. Contingent Liabilities & Commitments**

(Rs. In Lakhs)

Particulars	As at 31st Mar 2023	As at 31st Mar 2022
Claims against the Company, not acknowledged as debts * (Amount paid to statutory authorities)	73.56	73.56

\* The Customs department has raised the claim on company for 73.56 lacs . The Company has disputed the same with appropriate authority.

**NOTE NO. 38** Previous year figures have been regrouped / reclassified wherever necessary to conform to current year's classification.



Handwritten signatures of three individuals, likely representing the company's management or auditors.

**NOTE NO. 39: FINANCIAL INSTRUMENTS****A. The carrying value and fair value of financial instruments:****(Amount in Lakhs)**

Particulars	As at March 31, 2023		As at March 31, 2022	
	Carrying Value	Fair Value	Carrying Value	Fair Value
<b>Financial Assets</b>				
<b>At Amortised Cost</b>				
Trade Receivables	1,034.79	1,034.79	789.70	789.70
Cash & Cash equivalents	556.42	556.42	44.07	44.07
Loans and Advances	8,264.29	8,264.29	0.35	0.35
Other Financial Asset	137.85	137.85	0.60	0.60
<b>Total Financial Assets</b>	<b>9,993.36</b>	<b>9,993.36</b>	<b>834.73</b>	<b>834.73</b>
<b>Financial Liabilities</b>				
<b>At Amortised Cost</b>				
Borrowings	2,847.50	2,847.50	2,874.53	2,874.53
Trade Payables	2,408.26	2,408.26	1,442.61	1,442.61
Other Financial Liabilities	168.11	168.11	163.57	163.57
<b>Total Financial Liabilities</b>	<b>5,423.87</b>	<b>5,423.87</b>	<b>4,480.72</b>	<b>4,480.72</b>

**B. Fair value measurements recognised in the statement of financial position:**

The following table provides an analysis of financial instruments that are measured subsequent to initial recognition at fair value, grouped into Levels 1 to 3 based on the degree to which the fair value measurements are those derived from quoted prices (unadjusted) in active markets for identical assets or liabilities.

Level 1 fair value measurements are those derived from quoted prices (unadjusted) in active markets for identical assets or liabilities.

Level 2 fair value measurements are those derived from inputs other than quoted prices included within Level 1 that are observable for the asset or liability, either directly (i.e. as prices) or indirectly (i.e. derived from prices).


Level 3 fair value measurements are those derived from valuation techniques that include inputs for the asset or liability that are not based on observable market data (unobservable inputs).

**(Amount in Lakhs)**

Particulars	As at March 31, 2023			As at March 31, 2022		
	Level 1	Level 2	Level 3	Level 1	Level 2	Level 3
<b>At Amortised Cost</b>						
Trade Receivables			1,034.79			790
Cash & Cash equivalents			556.42			44.07
Loans and Advances			8,264.29			0.35
Other Financial Asset			137.85			0.60
<b>Subtotal</b>	<b>-</b>	<b>-</b>	<b>9,993.36</b>	<b>-</b>	<b>-</b>	<b>834.73</b>
<b>Financial Liabilities</b>						
<b>At Amortised Cost</b>						
Borrowings			2,847.50			2,874.53
Trade Payables			2,408.26			1,442.61
Other Financial Liabilities			168.11			163.57
<b>Subtotal</b>	<b>-</b>	<b>-</b>	<b>5,423.87</b>	<b>-</b>	<b>-</b>	<b>4,480.72</b>

The fair value of the financial assets and liabilities are included at the amount at which the instrument could be exchanged in a current transaction between willing parties, other than in a forced or liquidation sale. The following methods and assumptions were used to estimate the fair values:

Cash and cash equivalents, Trade receivables, Other current Financial assets, Trade payable and other current Financial liabilities approximate their carrying amounts largely due to the short-term maturities or nature of these instruments.



*[Handwritten signature]*

*[Handwritten signature]*

*[Handwritten signature]*



### C. Fair values hierarchy

All assets and liabilities for which fair value is measured or disclosed in the

**Level 1:** Quoted prices (unadjusted) in active markets for financial instruments.

**Level 2:** The fair value of financial instruments that are not traded in an active market is determined using valuation techniques which maximise the use of observable market data rely as little as possible on entity specific estimates.

**Level 3:** If one or more of the significant inputs is not based on observable market data, the instrument is included in level 3.

### Financial assets and liabilities measured at fair value - recurring fair value measurements

(Amount in Lakhs)

As at March 31, 2023	Level 1	Level 2	Level 3	Total
<b>Assets at fair value</b>				
Investments measured at fair value through other comprehensive Income	-	-	-	-
Investments measured at fair value through profit and loss	1,997.88	-	-	1,997.88
<b>Total</b>	<b>1,997.88</b>	<b>-</b>	<b>-</b>	<b>1,997.88</b>

As at March 31, 2022	Level 1	Level 2	Level 3	Total
<b>Assets at fair value</b>				
Investments measured at fair value through other comprehensive Income	-	-	-	-
Investments measured at fair value through profit and loss	-	-	-	-
<b>Total</b>	<b>-</b>	<b>-</b>	<b>-</b>	<b>-</b>

There have been no transfers between levels during the period.

### Valuation process and technique used to determine fair value

(i) The management assessed that fair value of cash and cash equivalents, trade receivables, trade payables, bank overdrafts and other

current financial assets and liabilities approximate their carrying amounts largely due to the short-term maturities of these instruments.

(ii) The fair values of the equity investment which are quoted, are derived from quoted market prices in active markets. The Investments measured at fair value and falling under fair value hierarchy Level 3 are valued on the basis of valuation reports provided by external valuers with the exception of certain investments, where cost has been considered as an appropriate estimate of fair value because of a wide range of possible fair value measurements and cost represents the best estimate of fair values within that range.

(iii) The fair value of non-current borrowings carrying floating-rate of interest is not impacted due to interest rate changes, and will not be significantly different from their carrying amounts as there is no significant change in the under-lying credit risk of the Company (since the date of inception of the loans).


### D. Credit risk

The maximum exposure to credit risks is represented by the total carrying amount of these financial

Particulars	Note No.	As at 31 March	As at 31 March
Trade receivables	6	1,034.79	789.70
Cash and cash equivalents	7 & 8	556.42	44.07
Investments	3 & 5	1,997.88	0.00
Loans	9	8,264.29	0.35
Other financial assets (including investments)	4 & 10	137.85	0.60

Credit risk is the risk of financial loss to the Company if a customer or counterparty to a financial instrument fails to meet its contractual obligations.


Credit risk on cash and cash equivalents and bank deposits is generally limited as the Company transacts with Banks having a high credit ratings assigned by domestic and international rating agencies.



Handwritten signatures and initials.

NOTE NO.40. Key Financial Ratios

S.No.	Particulars	Numerator	Denominator	Numerator	Denominator	2022-23	Numerator	Denominator	2021-22	Variance	Variance Reasons
1	Current Ratio	Current Assets	Current Liabilities	10,855.39	8,553.23	1.27	1,687.64	4,596.60	0.37	246%	The company's trading business has substantially increased during the year and there is an increase in Loans and Advances given resulting in increase in Current Ratio.
2	Debt-Equity Ratio	Total Liabilities	Total shareholder's Equity	2,847.50	7,540.88	0.38	4,599.10	(2,910.80)	-1.58	-124%	There has been an increase in Net Worth of the company, hence bringing the ratio in positive side
3	Debt Service Coverage Ratio	EBITDA	Interest+ Instalment	720.74	0.64	1127.91	113.53	4.57	24.83	4443%	The company's trading business has substantially increased during the year resulting in improvement of ratio.
4	Return On Equity	Net Income	Shareholder's Equity	666.67	7,540.88	8.84%	108.83	(2,910.80)	-3.74%	-336%	The company's trading business has substantially increased and there has been an increase in Net Worth of the company, hence bringing the ratio in positive side
5	Inventory Turnover Ratio	Cost of Goods Sold	Average Inventories	23,561.67	-	NA	6,641.80	-	NA	NA	There is no Inventory
6	Trade Receivable Turnover Ratio	Net Credit Sale	Average account Receivable	24,141.41	536.76	44.98	6,817.34	389.96	17.48	157%	The company's trading business has substantially increased during the year resulting in improvement of ratio.
7	Trade Payable Turnover Ratio	Net Credit Purchase	Average account Payable	23,561.67	1,925.44	12.24	6,641.80	722.37	9.19	33%	The company's trading business has substantially increased during the year resulting in improvement of ratio.
8	Net Capital Turnover Ratio	Total Sale	Shareholder's Equity	24,141.41	7,540.88	3.20	6,852.54	(2,910.80)	-2.35	-236%	The company's trading business has substantially increased and there has been an increase in Net Worth of the company, hence bringing the ratio in positive side
9	Net Profit Ratio	Net Profit	Revenue	666.67	24,141.41	0.03	108.83	6,852.54	0.02	74%	The company's trading business has substantially increased during the year resulting in improvement of ratio.
10	Return On Capital Employed	Earning Before Interest & Tax	Capital Employed	724.34	7,543.38	9.60%	113.41	(2,908.30)	-3.90%	-346%	The company's trading business has substantially increased and there has been an increase in Net Worth of the company, hence bringing the ratio in positive side
11	Return on Investment	Profit from Investment	Cost of Investment	NA	NA	NA	NA	NA	NA	NA	The company does not have any income from investments.



Handwritten signatures and initials, including a large signature that appears to be 'Anand' and another signature below it.





**NOTE NO. 41. List of Related Parties as on March 31, 2023**

Key Management Personnel/Directors	Name of KMP
Managing Director (Since 7th August, 2021)	Mr. Vishesh Gupta
Wholetime Director (Since 9th August, 2022)	Mr. Manoj Kumar Sharma
Independent Director (Since 7th August, 2021)	Mrs. Gunjan Jha
Independent Director (Since 7th August, 2021)	Mrs. Sony Kumari
Independent Director (Since 7th August, 2021)	Mrs. Mansi Gupta
Chief Financial Officer (From 8th November, 2021 to 20th August, 2022)	Mr. Sandeep Gupta
Chief Financial Officer (From 15th October, 2022)	Ms. Sweta Gandhi
Company Secretary (From 7th August, 2021 to 9th August, 2022)	Mr. Prince Chugh
Company Secretary (Since 9th August, 2022)	Mr. Pankaj Kumar Sharma

S. No.	Name of Related Parties	Relation	Nature of Transaction	Sitting Fees	Remuneration	Total
1	Mr. Vishesh Gupta	Managing Director	Remuneration		10.65	10.65
2	Mr. Manoj Kumar Sharma	Whole Time Director	Remuneration		4.80	4.80
2	Mrs. Gunjan Jha	Independent Director	Sitting Fees	1.40		1.40
3	Mrs. Sony Kumari	Independent Director	Sitting Fees	1.40		1.40
4	Mrs. Mansi Gupta	Independent Director	Sitting Fees	1.40		1.40
5	Mr. Sandeep Gupta	Chief Financial Officer	Salary		2.09	2.09
6	Ms. Sweta Gandhi	Chief Financial Officer	Salary		2.54	2.54
7	Mr. Prince Chugh	Company Secretary	Salary		1.90	1.90
8	Mr. Pankaj Kumar Sharma	Company Secretary	Salary		3.36	3.36

(Rs. In Lakhs)



**NOTE NO. 42 : ADDITIONAL REGULATORY INFORMATION**

**During the Period or previous years**

- (i) All the immovable properties held by the company are in the name of the company (where the company is the lessee and the lease arrangements are duly executed in favour of lessee) as on the balance sheet date.
- (ii) Company doesn't have investment property to value the property as is based on the valuation by a registered valuer as defined under rule 2 of Companies (Registered Valuers and Valuation) Rules, 2017.
- (iii) Company doesn't have Property Plant and Equipment to revalue the same (including Right-of Use Assets), based on the valuation by a registered valuer as defined under rule 2 of Companies (Registered Valuers and Valuation) Rules, 2017.
- (iv) Company doesn't have intangible asset to revalue the same, based on the valuation by a registered valuer as defined under rule 2 of Companies (Registered Valuers and Valuation) Rules, 2017.
- (v) Company not provided any loans to Promoters, Directors, Key Managerial Persons or related parties. The loans provided to other body corporates are repayable on demand.
- (vi) Company doesn't have any Capital-Work-in Progress.
- (vii) Company doesn't have any intangible assets under developments.
- (viii) No benami property held by company, No proceedings has been initiated or pending against the company for holding any benami property under the Benami Transactions (Prohibition) Act, 1988 (45 of 1988) and rules made thereunder.
- (ix) Company has no borrowings from banks or financial institutions on the basis of security of current assets.
- (x) Company not declared as wilful defaulter by any bank or financial Institution or other lender.
- (xi) Company has not done any transactions with companies struck off under section 248 of the Companies Act, 2013 or section 560 of Companies Act, 1956.
- (xii) Company has not any charges or satisfaction yet to be registered with ROC beyond the statutory period.
- (xiii) Section 135 of Companies Act, 2013 relating to CSR Policy is not applicable on the Company.
- (xiv) Company has complied with the number of layers prescribed under clause (87) of section 2 of the Companies Act' 2013 read with Companies (Restriction on Number of Layers) Rules' 2017
- (xv) The additional information pursuant to Schedule III to the Companies Act, 2013 are either nil or not applicable.

**The accompanying Notes 1 to 42 forms integral part of these Financial Statements**


**This is the Balance Sheet referred to in our report of even date**

**For A. K. Bhargav & Co.**

**Chartered Accountants**

**FRN : 034063N**

**(CA ARUN KUMAR BHARGAVA**  
**(Proprietor)**  
**Membership No. 548396**  
**UDIN : 23548396BGXHOR3337**  
**Place: Delhi**  
**Date: April 27, 2023**



**Vishesh Gupta**  
**Managing Director**  
**DIN: 00255689**

**Manoj Kumar Sharma**  
**Director**  
**DIN:09665484**

**Pankaj Kumar Sharma**  
**Company Secretary**  
**PAN:GZFPS2953L**

**Deepankar Gambhir**  
**Chief Financial Officer**  
**PAN:AHWPG4570E**